

2002

N4C INTERCLUB COMPETITION SCHEDULE

The following list indicates the slide and print competition topics for each month which will be **in addition to** the usual monthly pictorial print and slide competitions


Month	Prints*	Slides (Loc.)	Month	Prints*	Slides (Loc.)
Aug	Trav/Creative	Nat/Creative (SM)	Nov	T/C/J	N/C/T/J (R)
Sept	Journalism	Trav/Journ (R)	Dec	Annual	Annual
Oct	Nat/Seq	Nat/Creative (SM)			

*All print competitions held at the home of Natalie Barton; R = Rossmoor; SM = San Mateo

N4C BOARD MEMBERS 2002

President	Trenkins I. McClain, Peninsula	(650) 726-2857
Vice-President	Joan Field, Contra Costa	(925) 820-5551
Treasurer	Glenn Corlew, Contra Costa.	(925) 932-1998
Secretary	Charlie Patterson, Livermore	(925) 443-1033
Pictorial Slide Chair	Charlie Patterson, Livermore	(925) 443-1033
Creative Slide Chair	Mary Asturias, Photochrome	(415) 731-1637
Nature Slide Chair	Eleanor Webster, Peninsula	(650) 574-4177
Travel Slide Chair	Joan Warren, Rossmoor	(925) 939-4503
Journalism Slide Chair	Kay Kennedy, Rossmoor	(925) 930-6648
Print Chair	Natalie Barton, Contra Costa	(925) 837-6145
Judges Chair	Pat Morales, Photochrome	(415) 921-7946
PSA	Eleanor Webster, Peninsula	(650) 574-4177
Foto Fanfare Editor	Joan Field, Contra Costa	(925) 743-1776
N4C Website Address	http://www.n4c.org	
Webmaster	Bill Atchison, Peninsula	(650) 358-8805

CORRECTION: In the May results, Journalism Slides A, the following HM was inadvertently omitted: "Civil War Battle Re-enactment", by Nancy Belcher of Berkeley Camera Club.



"Spring Comes to the Palouse" by Glenn Corlew, Contra Costa Camera Club - Winner, Masters Pictorial Slides



FOTO FANFARE



IN THE SPOTLIGHT

AUGUST

Board Meeting

12 8:00 pm. First Methodist Church,
1600 Bancroft, San Leandro

Interclub Judging

17 Slides (P/N/C)

1:00 pm, Gateway Clubhouse
Rossmoor

Call Prints (P/T/C)

At the home of Natalie Barton

SEPTEMBER

PSA INTERNATIONAL CONFERENCE

2 - 7 Pittsburgh, PA

Board Meeting

9 8:00 pm. First Methodist Church,
1600 Bancroft, San Leandro

Interclub Judging

21 Slides (P/T/J)

9:00 am, Beresford Recreaton Center
San Mateo

Call Prints (P/J)

At the home of Natalie Barton

OCTOBER

Board Meeting

8 8:00 pm. First Methodist Church,
1600 Bancroft, San Leandro

Interclub Judging

19 Slides (P/N/C)

1:00 pm, Gateway Clubhouse
Rossmoor

Call Prints (P/N/S)

At the home of Natalie Barton


TABLE OF CONTENTS

"Spring Comes to the Palouse"Page 1
SpotlightPage 2
Monthly Competition Winners
PrintsPages 3-4
Pictorial SlidesPages 4-5
Journalism SlidesPages 5-6
"Brave New World"Page 6
Travel SlidesPage 7
Board NotesPage 8
"Indian Architecture Jaipur"Page 9
Fun in Photoshop (Displacement
Maps)Pages 9-11
N4C Annual SchedulePage 12
N4C 2002 Board MembersPage 12

Foto Fan Fare is the official publication of N4C, the Northern California Council of Camera Clubs, a federation of 14 Camera Clubs located in the greater Bay Area. Its goals are to hold monthly competitions among member clubs and present special informative programs whenever possible.

Any articles, letters to the editor or editorial comments are the opinions of the authors, and not official N4C policy.

Articles or other information published in **Foto Fan Fare** may be copied for camera club use, provided proper credit is given.




you get. This is a whole different kettle of fish. The amazing effects can be quite dramatic and you can experiment with the concept, finding some things that work well, and others that are real bombs.

Another adjustment that you can make is to copy the original file onto a new layer, run the displacement map on the top layer and change the opacity to suit your taste. Finally, flatten the image. That way you can make the effects more subtle.

Here are a few more examples:

This iris was modified using a set of black and white lines created in Photoshop (pdf.) and applied as a displacement mask. The settings were "Stretch to Fit", "Repeat Edge Pixels" and 50%/50%.



The horizontal lines were used for the iris, and the vertical lines were used for the agave.

Now you have the basics! Get to your computer and play in Photoshop!

-Joan Field

